



Care
FOLK
PRO

Carefolk Community Explained

Bringing support to those who care



Table of Contents

1. The Community Explained	P. 2
2. Find the Community	P. 3
3. Use Your Community Dashboard	P. 3
4. Add a Post	P. 4
5. Add a Care Connection	
i. Find and Add a Care Connection	P. 5
ii. Remove a Care Connection	P. 6
iii. What Can Care Connections See?	P. 7
6. Follow a Company Page	P. 8

What is Community?

In the **Carefolk Community**, you can connect with other Carers and Care Organisations to find support and information on topics that interest and/or help you.

You can establish a support network with other Carers through **My Care Connections**. As you post thoughts, images or items of interest, your Care Connections can interact with you by “liking” your content or leaving a comment. Need a question answered? Why not ask a care connection for advice or information? Or maybe you would like to offer support to others. Help a colleague troubleshoot a professional problem or simply connect!

Follow other Care Companies and send them private messages.

Community is intended to create a space for outreaching and sharing.

Let's Explore More!

Great Reasons to Join the Community

- ✓ Maintain a Professional Profile
- ✓ Demonstrate Expert Knowledge
- ✓ Chat with Care Organisations
- ✓ Find Support from other Carers

2 Join the Community

Find the Community

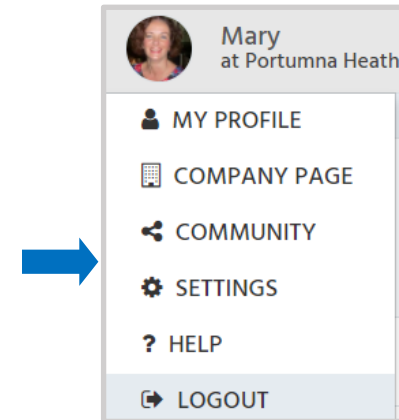


Find the Community

The Community is only a click away no matter which page you're on. Navigate to the Menu and from the dropdown, choose **Community**.

Can I NOT be part of the Community?

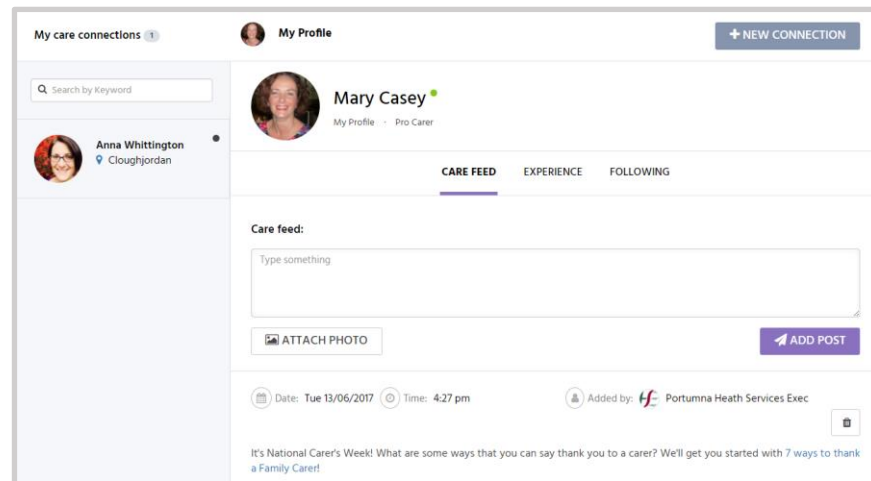
If you'd like to hide your profile from potential Care Connections, then navigate to **Settings**. Under **Privacy**, toggle the switch to **No**.



Using Your Community Dashboard

From your Community dashboard, you can **access** your **Care Connections**, a feed of the latest **posts**, and **Companies** that you follow.

Share the love on others' posts with a **Like** or a **Comment** directly from your feed.



3

Join the Community

Add a Post

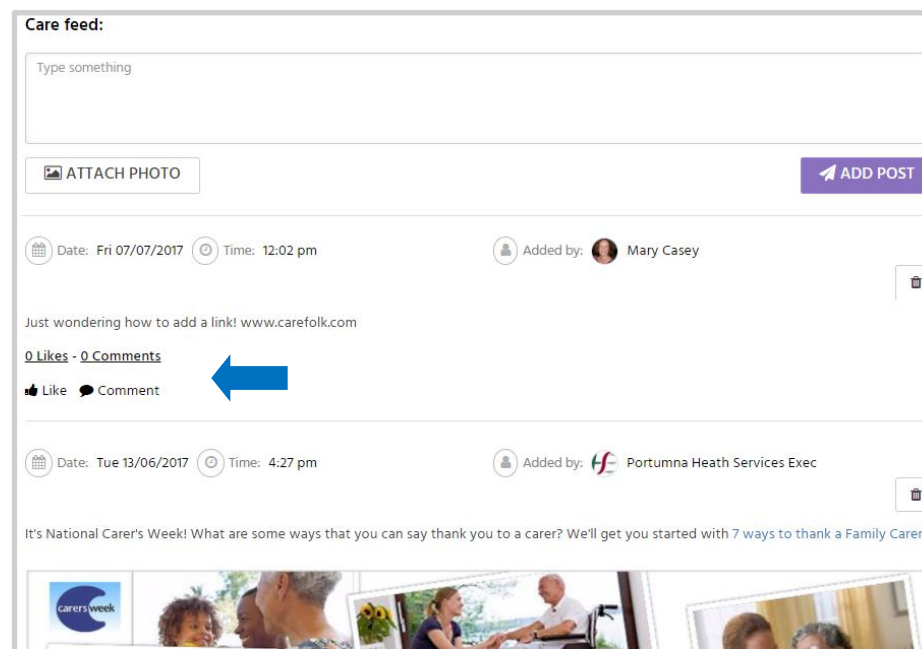


Your Care Feed

From your Care Feed, you will see your posts in addition to any posts by Care Connections (i.e. others that you've connected with) or Companies that you follow.

Share the love on others' posts with a **Like** or a **Comment** directly from your feed.

When a Care Connection views the feed on your profile, they will only see your posts.



Add a Post in the Community

Contribute to the Community and create a post for others to read. Type a thought, a question, or even a motivation into the box. **Add a photo** by selecting **+Attach Photo**.

Choose an image from your computer and then click **Open**.

When finished, select **Add Post**. **Need to Delete a Post?** Simply click on the bin icon next to the post.

5 Join the Community

Add a Care Connection



Who is a Care Connection?

A Care Connection is someone who you have invited or from whom you have accepted a Care Connection Request. They might be someone you already know, live or work in a specific area, or someone who specializes in a particular illness. To see another person's posts or to message them, they must be a Care Connection.

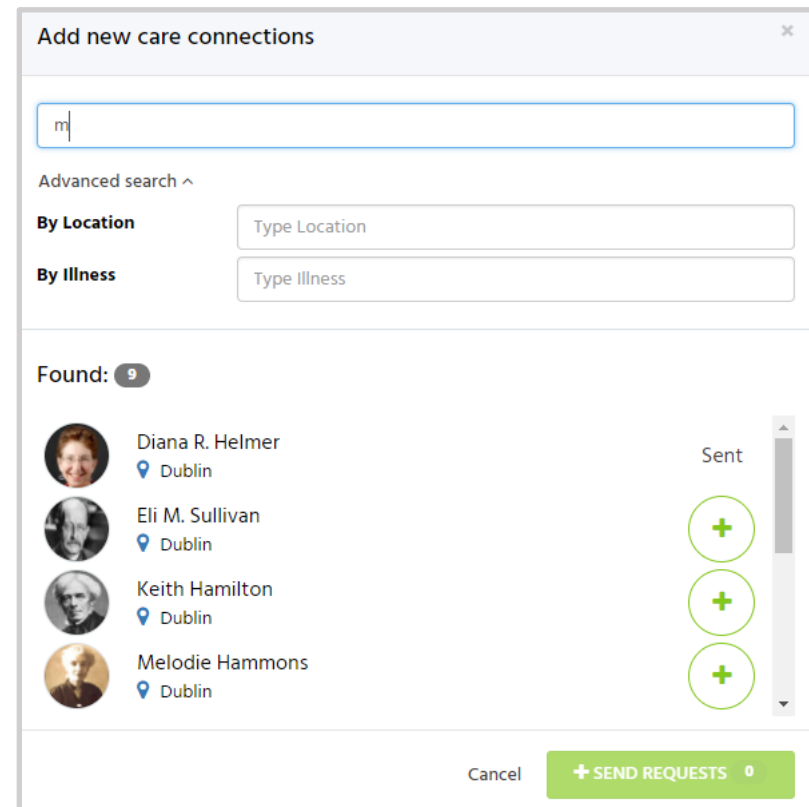
Add a Care Connection

Start forming your own community by adding a Care Connection.

Search for a new connection(s) by typing into one of the following boxes:

- a. a **Name**
- b. a **Location**
- c. an **Illness**

Click on the + button next to the profile (you may choose more than one) You may choose to continue your search or if finished, select **+Send Requests**. When your Care Connection request is sent to the recipient, they will receive an alert.




5 Join the Community

Add a Care Connection



Remove a Care Connection

Add the wrong person? Need to remove someone?

No problem! If they have accepted your Connection Request, they will appear on your Community Dashboard under **My Care Connections**. Just click on their profile settings and choose **Remove Connection**. 

If you want to re-add them later, send them a new Connection request.

A screenshot of a user profile for Anna Whittington. The profile includes a profile picture, name, location (Cloughjordan), gender (Female), and age (29 years old). There are buttons for "SEND MESSAGE" and a settings icon. A dropdown menu is open, showing the "Remove Connection" option, which is highlighted by a blue arrow. Below the profile, there are tabs for "CARE FEED", "EXPERIENCE", and "FOLLOWING". The "CARE FEED" tab is active, showing a post with the text "Hello world!", a date of "Fri 07/07/2017", a time of "12:13 pm", and "Added by: Anna Whittington". The post has "0 Likes - 0 Comments" and buttons for "Like" and "Comment".

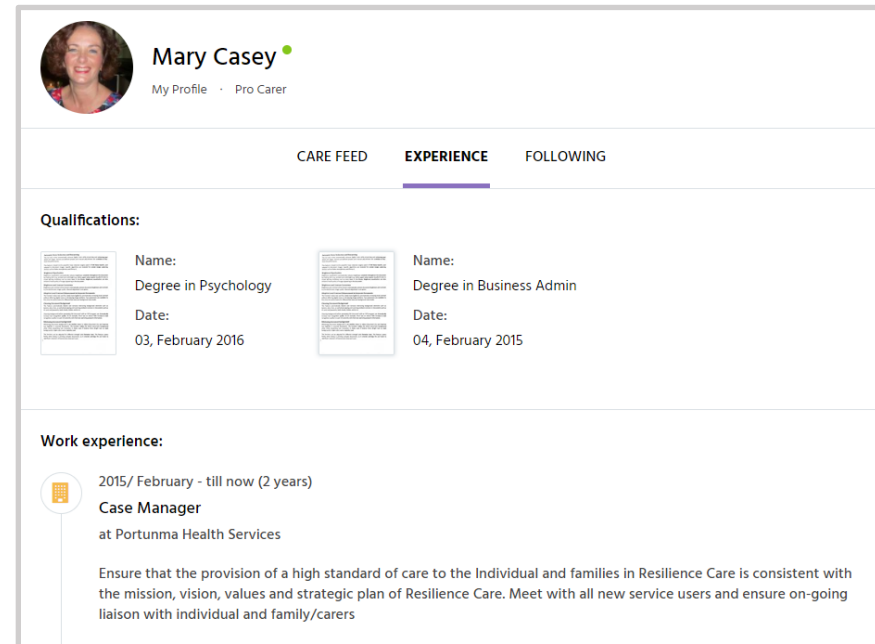
What Can Care Connections See?

When you connect with other Carers or Care Company representatives, they can see your **Posts, Work Experience** and the **Companies** that you follow.

Note: Care Connections **do not** have access to private information about your client, your schedule, updates, etc or your Care Connections. They can only see items you post in the Community.

Where does the Experience information come from?



Your Qualifications and Work Experience are listed as written on your Profile. **To Edit or Remove** either, use the menu to navigate to **My Profile** and then the Profile section.




Mary Casey
My Profile · Pro Carer

CARE FEED **EXPERIENCE** FOLLOWING

Qualifications:

	Name: Degree in Psychology Date: 03, February 2016		Name: Degree in Business Admin Date: 04, February 2015
---	---	---	---

Work experience:

 2015/ February - till now (2 years)
Case Manager
at Portunma Health Services

Ensure that the provision of a high standard of care to the Individual and families in Resilience Care is consistent with the mission, vision, values and strategic plan of Resilience Care. Meet with all new service users and ensure on-going liaison with individual and family/carers

What Does It Mean to “Follow” a Care Company?

Stay up-to-date or keep in touch with a Care Company. After you follow a Care Company, their blog posts and announcements will appear automatically in your own feed. Keep tabs on all the Companies you follow by finding them all under **Following**. Click on a profile to view their Company page where you can read all of their posts, check company hours, or send them a message.

Find and Follow a Company

To **search for a Company**, type a name into the box, and select a name from the list. Then choose **+Follow** on their Company page.

How do I Unfollow a Company?

Navigate to the Company page if you’re not there already. Then select **Unfollow**.

